



Location: ACL1 - City Hall

Report on 24-hour TSP monitoring
Action Level ($\mu\text{g}/\text{m}^3$) - 163
Limit Level ($\mu\text{g}/\text{m}^3$) - 260

| Date | Sampling Time | Weather Condition | Filter paper no. | Filter Weight, g | | Elapse Time, hr | | Sampling Time, hr | Flow Rate, m^3/min | | | Total Volume, m^3 | TSP Level, $\mu\text{g}/\text{m}^3$ |
|-----------|---------------|-------------------|------------------|------------------|--------|-----------------|---------|-------------------|------------------------------------|-----------------|---------|----------------------------|-------------------------------------|
| | | | | Initial | Final | Initial | Final | | Initial, Q_{si} | Final, Q_{sf} | Average | | |
| 02-Dec-13 | 08:00 | Fine | 006431 | 2.7378 | 2.8401 | 1774.12 | 1798.12 | 24.00 | 1.21 | 1.20 | 1.21 | 1735 | 59 |
| 07-Dec-13 | 08:00 | Fine | 006406 | 2.7084 | 2.9170 | 1801.11 | 1825.11 | 24.00 | 1.22 | 1.22 | 1.22 | 1762 | 118 |
| 13-Dec-13 | 08:00 | Cloudy | 006486 | 2.7323 | 2.9774 | 1828.11 | 1852.11 | 24.00 | 1.25 | 1.25 | 1.25 | 1795 | 137 |
| 19-Dec-13 | 08:00 | Cloudy | 007618 | 2.6419 | 2.7306 | 1855.10 | 1879.10 | 24.00 | 1.29 | 1.29 | 1.29 | 1855 | 48 |
| 23-Dec-13 | 08:00 | Cloudy | 007543 | 2.6310 | 2.7558 | 1882.10 | 1906.10 | 24.00 | 1.28 | 1.28 | 1.28 | 1848 | 68 |
| 28-Dec-13 | 08:00 | Fine | 007784 | 2.6432 | 2.8824 | 1909.10 | 1933.10 | 24.00 | 1.30 | 1.30 | 1.30 | 1872 | 128 |

Report on 1-hour TSP monitoring
Action Level ($\mu\text{g}/\text{m}^3$) - 460
Limit Level ($\mu\text{g}/\text{m}^3$) - 500

| Date | Sampling Time | Weather Condition | Filter paper no. | Filter Weight, g | | Elapse Time, hr | | Sampling Time, hr | Flow Rate, m^3/min | | | Total Volume, m^3 | TSP Level, $\mu\text{g}/\text{m}^3$ |
|-----------|---------------|-------------------|------------------|------------------|--------|-----------------|---------|-------------------|------------------------------------|-----------------|---------|----------------------------|-------------------------------------|
| | | | | Initial | Final | Initial | Final | | Initial, Q_{si} | Final, Q_{sf} | Average | | |
| 03-Dec-13 | 08:25 | Fine | 006411 | 2.7061 | 2.7203 | 1798.12 | 1799.12 | 1.00 | 1.25 | 1.25 | 1.25 | 75 | 190 |
| 03-Dec-13 | 09:40 | Fine | 006405 | 2.6849 | 2.6971 | 1799.12 | 1800.12 | 1.00 | 1.25 | 1.25 | 1.25 | 75 | 163 |
| 03-Dec-13 | 10:45 | Fine | 006427 | 2.7653 | 2.7751 | 1800.12 | 1801.12 | 1.00 | 1.25 | 1.25 | 1.25 | 75 | 131 |
| 09-Dec-13 | 08:25 | Fine | 006479 | 2.7602 | 2.7681 | 1825.11 | 1826.11 | 1.00 | 1.24 | 1.24 | 1.24 | 74 | 106 |
| 09-Dec-13 | 09:40 | Fine | 006482 | 2.7398 | 2.7473 | 1826.11 | 1827.11 | 1.00 | 1.24 | 1.24 | 1.24 | 74 | 101 |
| 09-Dec-13 | 10:50 | Fine | 006485 | 2.7156 | 2.7249 | 1827.11 | 1828.11 | 1.00 | 1.24 | 1.24 | 1.24 | 74 | 125 |
| 14-Dec-13 | 09:12 | Rainy | 006220 | 2.6591 | 2.6656 | 1852.11 | 1853.11 | 1.00 | 1.25 | 1.25 | 1.25 | 75 | 87 |
| 14-Dec-13 | 10:17 | Rainy | 007614 | 2.6322 | 2.6418 | 1853.11 | 1854.11 | 1.00 | 1.25 | 1.25 | 1.25 | 75 | 128 |
| 14-Dec-13 | 13:00 | Rainy | 007617 | 2.6347 | 2.6439 | 1854.11 | 1855.11 | 1.00 | 1.25 | 1.25 | 1.25 | 75 | 123 |
| 20-Dec-13 | 08:17 | Cloudy | 007648 | 2.6238 | 2.6269 | 1879.10 | 1880.10 | 1.00 | 1.29 | 1.29 | 1.29 | 77 | 40 |
| 20-Dec-13 | 09:25 | Cloudy | 007537 | 2.6369 | 2.6401 | 1880.10 | 1881.10 | 1.00 | 1.29 | 1.29 | 1.29 | 77 | 41 |
| 20-Dec-13 | 10:31 | Cloudy | 007540 | 2.6428 | 2.6465 | 1881.10 | 1882.10 | 1.00 | 1.29 | 1.29 | 1.29 | 77 | 48 |
| 24-Dec-13 | 08:17 | Rainy | 006380 | 2.6186 | 2.6300 | 1906.10 | 1907.10 | 1.00 | 1.28 | 1.28 | 1.28 | 77 | 148 |
| 24-Dec-13 | 09:25 | Rainy | 007790 | 2.6039 | 2.6111 | 1907.10 | 1908.10 | 1.00 | 1.28 | 1.28 | 1.28 | 77 | 94 |
| 24-Dec-13 | 10:31 | Rainy | 007789 | 2.6058 | 2.6126 | 1908.10 | 1909.10 | 1.00 | 1.28 | 1.28 | 1.28 | 77 | 88 |
| 30-Dec-13 | 08:46 | Fine | 007606 | 2.6703 | 2.6808 | 1933.10 | 1934.10 | 1.00 | 1.30 | 1.30 | 1.30 | 78 | 135 |
| 30-Dec-13 | 09:57 | Fine | 005938 | 2.6484 | 2.6688 | 1934.10 | 1935.10 | 1.00 | 1.30 | 1.30 | 1.30 | 78 | 262 |
| 30-Dec-13 | 11:00 | Fine | 006473 | 2.7307 | 2.7408 | 1935.10 | 1936.10 | 1.00 | 1.30 | 1.30 | 1.30 | 78 | 130 |



Location: ACL2a - Contractor HK/2012/08 Site office

Report on 24-hour TSP monitoring
Action Level ($\mu\text{g}/\text{m}^3$) - 187.3
Limit Level ($\mu\text{g}/\text{m}^3$) - 260

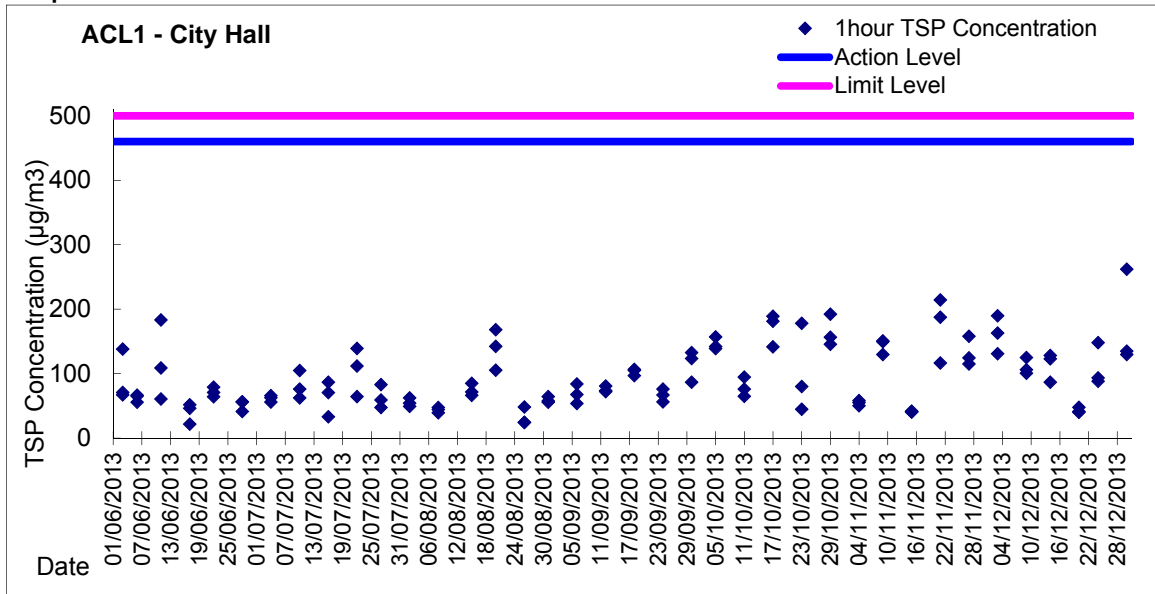
| Date | Sampling Time | Weather Condition | Filter paper no. | Filter Weight, g | | Elapse Time, hr | | Sampling Time, hr | Flow Rate, m^3/min | | | Total Volume, m^3 | TSP Level, $\mu\text{g}/\text{m}^3$ |
|-----------|---------------|-------------------|------------------|------------------|--------|-----------------|---------|-------------------|------------------------------------|-----------------|---------|----------------------------|-------------------------------------|
| | | | | Initial | Final | Initial | Final | | Initial, Q_{si} | Final, Q_{sf} | Average | | |
| 07-Dec-13 | 08:00 | Fine | 006488 | 2.7457 | 2.9605 | 1075.74 | 1099.74 | 24.00 | 1.25 | 1.25 | 1.25 | 1802 | 119 |
| 13-Dec-13 | 08:00 | Cloudy | 005801 | 2.8452 | 3.1335 | 1102.73 | 1126.73 | 24.00 | 1.30 | 1.30 | 1.30 | 1871 | 154 |
| 19-Dec-13 | 08:00 | Cloudy | 007560 | 2.6718 | 2.7726 | 1129.74 | 1153.74 | 24.00 | 1.14 | 1.14 | 1.14 | 1642 | 61 |
| 23-Dec-13 | 08:00 | Cloudy | 06417 | 2.7552 | 2.9735 | 1156.74 | 1180.74 | 24.00 | 1.13 | 1.13 | 1.13 | 1631 | 134 |
| 28-Dec-13 | 08:00 | Fine | 006306 | 2.6188 | 2.8539 | 1183.75 | 1207.75 | 24.00 | 1.16 | 1.16 | 1.16 | 1667 | 141 |

Report on 1-hour TSP monitoring
Action Level ($\mu\text{g}/\text{m}^3$) - 300.1
Limit Level ($\mu\text{g}/\text{m}^3$) - 500

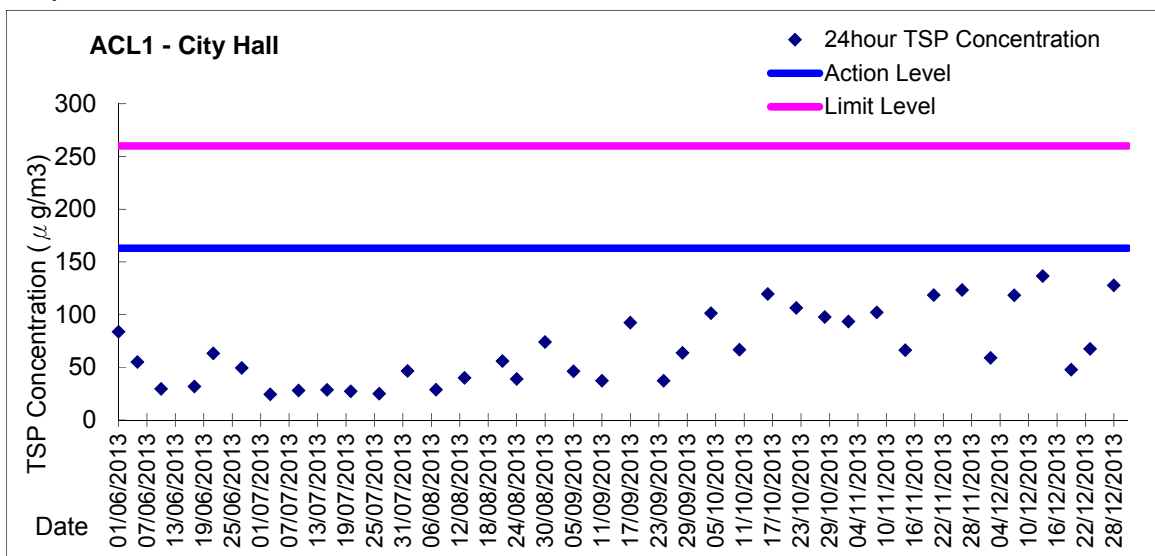
| Date | Sampling Time | Weather Condition | Filter paper no. | Filter Weight, g | | Elapse Time, hr | | Sampling Time, hr | Flow Rate, m^3/min | | | Total Volume, m^3 | TSP Level, $\mu\text{g}/\text{m}^3$ |
|-----------|---------------|-------------------|------------------|------------------|--------|-----------------|---------|-------------------|------------------------------------|-----------------|---------|----------------------------|-------------------------------------|
| | | | | Initial | Final | Initial | Final | | Initial, Q_{si} | Final, Q_{sf} | Average | | |
| 09-Dec-13 | 08:27 | Fine | 005936 | 2.6407 | 2.6606 | 1099.74 | 1100.74 | 1.00 | 1.29 | 1.29 | 1.29 | 78 | 257 |
| 09-Dec-13 | 09:37 | Fine | 006213 | 2.6738 | 2.6903 | 1100.74 | 1101.74 | 1.00 | 1.29 | 1.29 | 1.29 | 78 | 213 |
| 09-Dec-13 | 13:00 | Fine | 006216 | 2.6691 | 2.6796 | 1101.74 | 1102.74 | 1.00 | 1.29 | 1.29 | 1.29 | 78 | 135 |
| 14-Dec-13 | 08:38 | Rainy | 007551 | 2.6376 | 2.6497 | 1126.73 | 1127.73 | 1.00 | 1.25 | 1.25 | 1.25 | 75 | 161 |
| 14-Dec-13 | 09:42 | Rainy | 007554 | 2.6498 | 2.6595 | 1127.73 | 1128.73 | 1.00 | 1.30 | 1.30 | 1.30 | 78 | 124 |
| 14-Dec-13 | 10:50 | Rainy | 007557 | 2.6526 | 2.6578 | 1128.73 | 1129.73 | 1.00 | 1.30 | 1.30 | 1.30 | 78 | 67 |
| 20-Dec-13 | 08:23 | Cloudy | 007563 | 2.6385 | 2.6395 | 1153.74 | 1154.74 | 1.00 | 1.08 | 1.08 | 1.08 | 65 | 15 |
| 20-Dec-13 | 09:34 | Cloudy | 007566 | 2.6705 | 2.6717 | 1154.74 | 1155.74 | 1.00 | 1.14 | 1.14 | 1.14 | 68 | 18 |
| 20-Dec-13 | 10:39 | Cloudy | 006420 | 2.7958 | 2.8028 | 1155.74 | 1156.74 | 1.00 | 1.14 | 1.14 | 1.14 | 68 | 102 |
| 24-Dec-13 | 08:30 | Rainy | 007664 | 2.6599 | 2.6682 | 1180.74 | 1181.74 | 1.00 | 1.13 | 1.13 | 1.13 | 68 | 122 |
| 24-Dec-13 | 09:35 | Rainy | 007658 | 2.6688 | 2.6765 | 1181.74 | 1182.74 | 1.00 | 1.13 | 1.13 | 1.13 | 68 | 113 |
| 24-Dec-13 | 10:40 | Rainy | 007656 | 2.6289 | 2.6361 | 1182.74 | 1183.74 | 1.00 | 1.13 | 1.13 | 1.13 | 68 | 106 |
| 30-Dec-13 | 10:18 | Fine | 006397 | 2.6829 | 2.7006 | 1207.75 | 1208.75 | 1.00 | 1.15 | 1.15 | 1.15 | 69 | 256 |
| 30-Dec-13 | 13:02 | Fine | 005979 | 2.6292 | 2.6489 | 1208.75 | 1209.75 | 1.00 | 1.15 | 1.15 | 1.15 | 69 | 285 |
| 30-Dec-13 | 14:27 | Fine | 006010 | 2.6348 | 2.6540 | 1209.75 | 1210.75 | 1.00 | 1.15 | 1.15 | 1.15 | 69 | 277 |



Graphic Presentation of 1 hour TSP Result

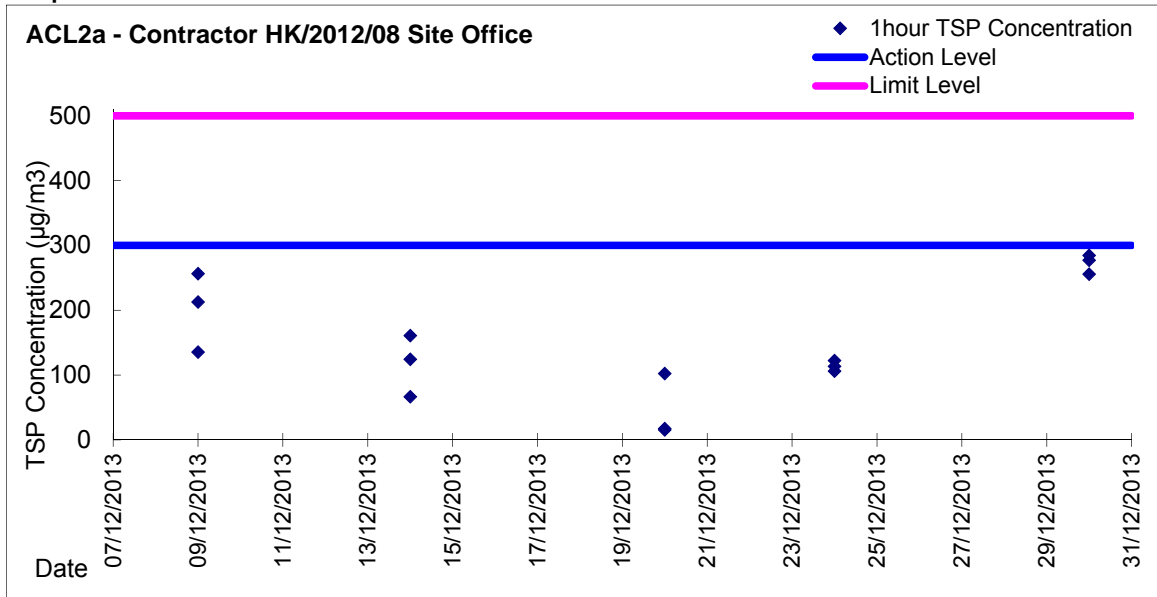


Graphic Presentation of 24 hour TSP Result





Graphic Presentation of 1 hour TSP Result



Graphic Presentation of 24 hour TSP Result

